

Create, host and report

Quickly, easily and beautifully, all-in-one tool

Benefits of Chameleon hosting

The **Chameleon Creator™** team have now developed **Chameleon Hosting™**, which allows authors to simply push their beautiful content to our brand new platform so you can distribute directly from the Chameleon application, and gain reporting - all in one place!

1. Push content to hosting in two clicks

No more time spent on downloading scorm packages and applying them to a 3rd party LMS.

2. Push content to anyone, regardless of their role. (internal & external)

No longer adhered to internal restrictions

3. Increase speed of distribution

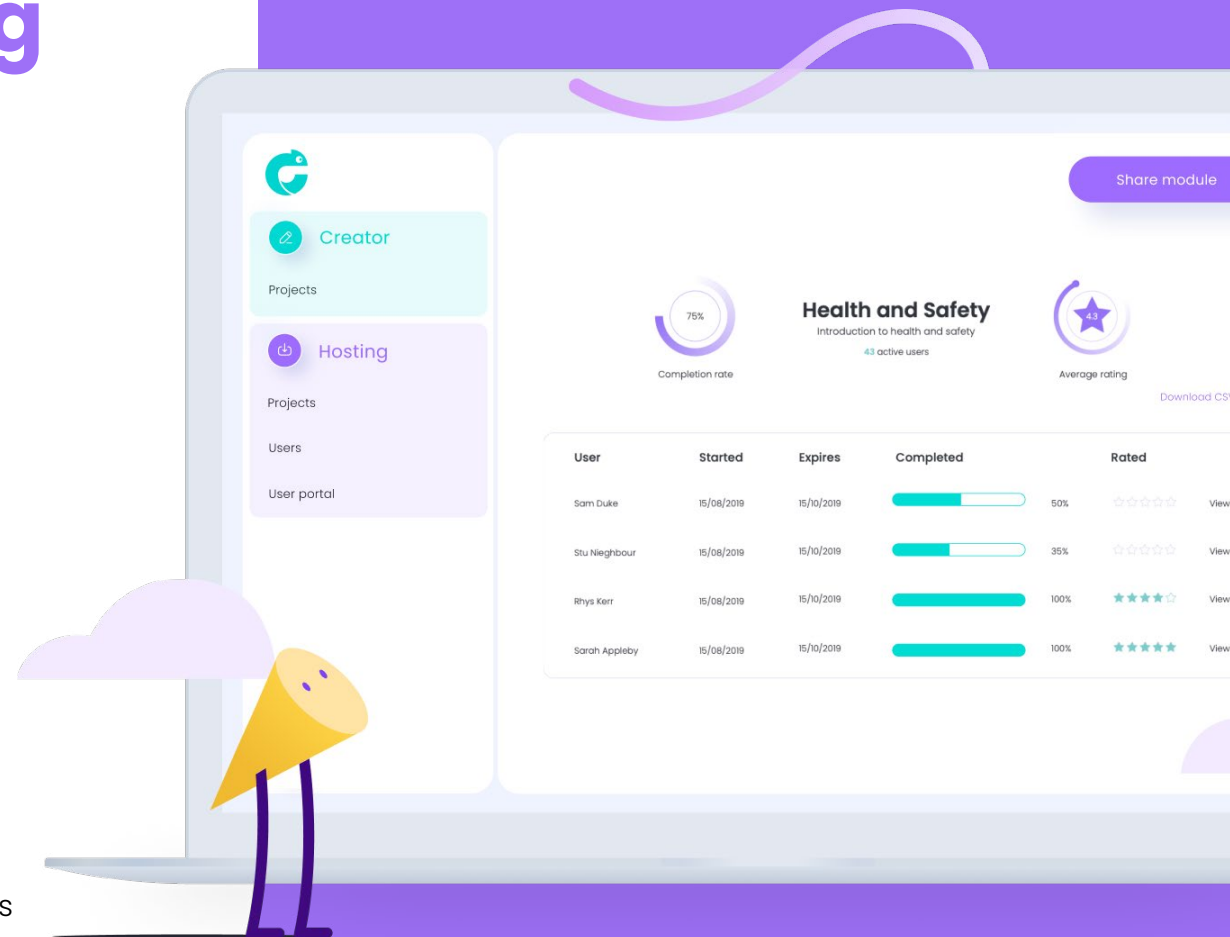
Pushing new and updated content from authoring to learners immediately, with no interruptions

4. More modern features for less cost

Modern responsive content, more data and better insights for a fraction of the cost

5. Easily apply your brand to the learner experience

Apply a modern UI design to your learner portal and express your brand to all of your learners





User interface

Uniting **Chameleon Creator** and **Chameleon Hosting** into an all-in-one interface


Chameleon's authoring tool
Where your editable projects are created and stored

Chameleon Hosting
Where your hosted content is stored

Hosted learners
Add & manage end-users here

Groups
Assign learners to groups here

Learner portal
Where you can add branding to the portal that your learners view your content in



Creator

Projects

Hosting

Projects


Learners


Groups

Learner portal

Free Projects

Click to explore



 **Hi Todd Hammington**


Chameleon Creator

Projects

My projects


All projects

search




Project title

Project description




Project title

Project description




Project title

Project description




Project title

Project description




Project title

Project description




Project title

Project description




Project title

Project description




Project title

Project description




Project title

Project description




Project title

Project description



Project title

Project description



Project title

Project description

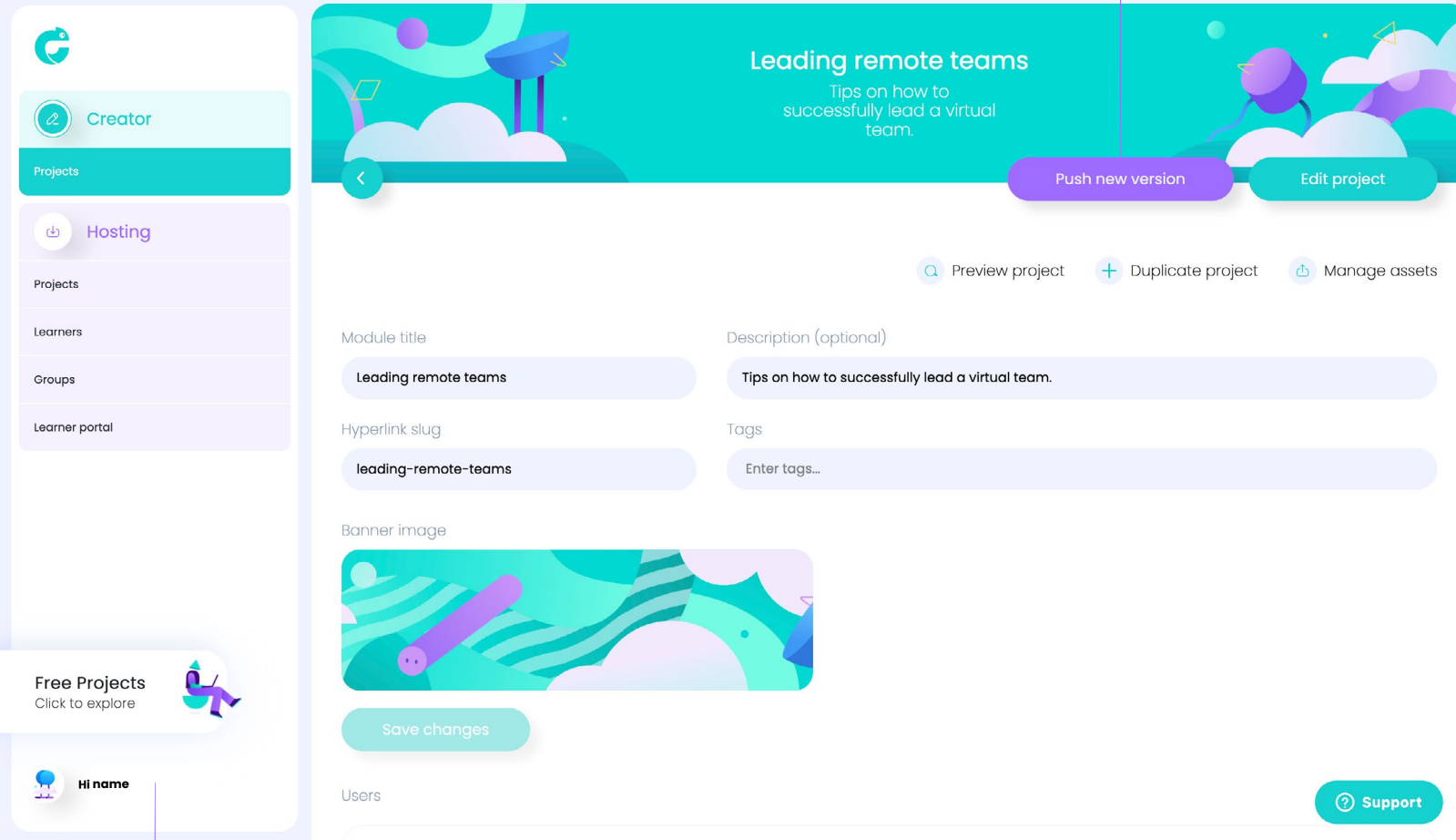
Page 3

Product Guide | Chameleon Creator



User interface

Pushing **Chameleon Creator** content to **Chameleon Hosting**



Settings

Click here to view profile and organisation settings

User interface

Viewing the reporting from Chameleon Hosting

Reporting on global completion percentage of the course

Click here to share the module, this generates a sign-in/sign-up link for your chosen users

Click here to explore the settings, view the reporting associated with that project and to share it with users

Reporting on who has started the module, pass/fail, rating/feedback and completion

Click here to view general settings of the hosted project. You can assign it to user groups and change the banner image too

Chameleon Hosting
My Projects

Search

Leading remote teams
Tips on how to successfully lead a virtual team.

Completed
100%

1 active users

Average Score
0%

Download CSV

Name	Started	Completed	Completed At	Score	Pass/Fail	Rated	Feedback
Example Name	18/03/2022	<div></div>	18/03/2022	Scoring Not Required	Passed	★★★★★	View

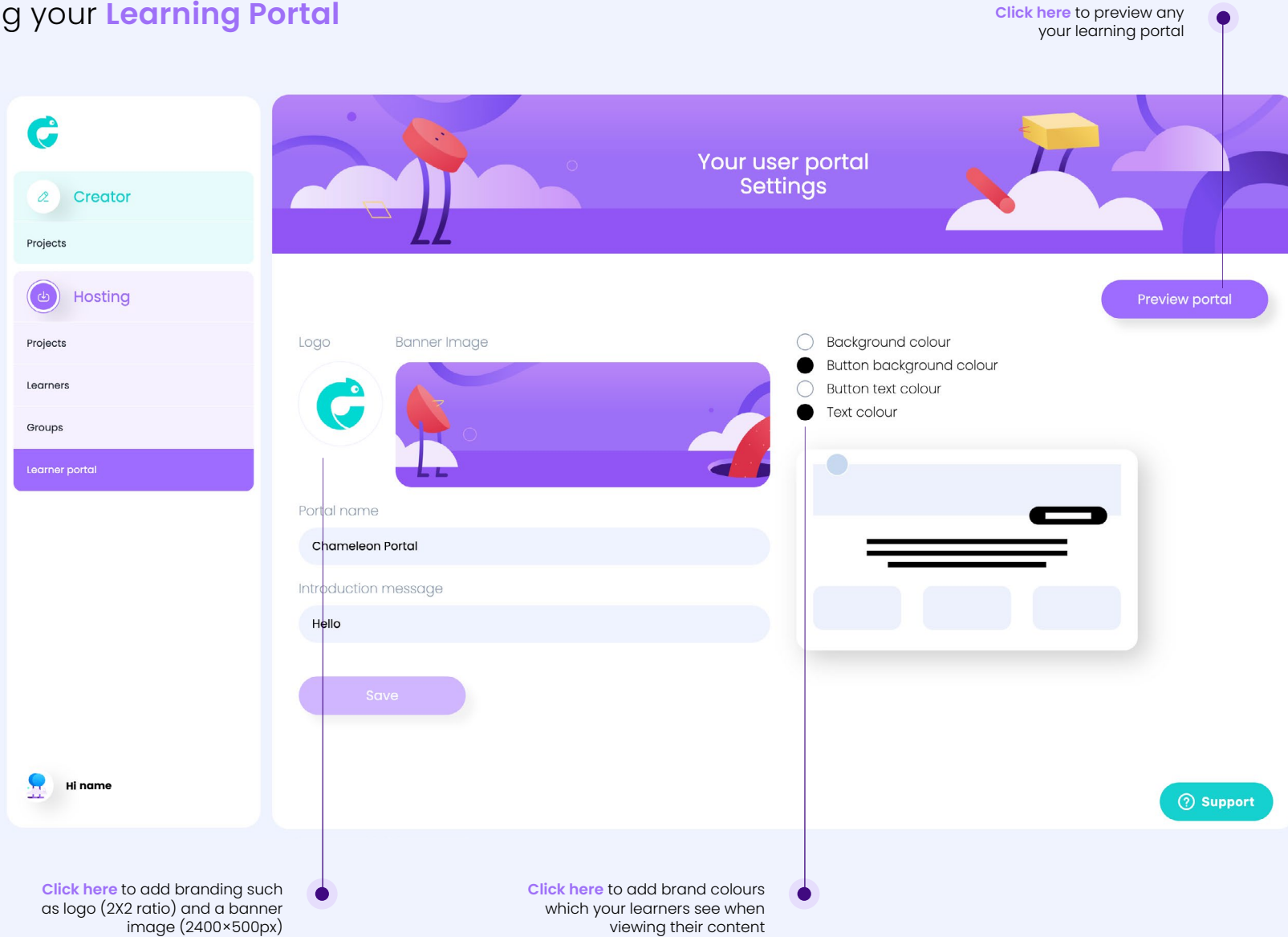
Page 1 of 1 Show 10

Support

User interface

Branding your Learning Portal

[Click here](#) to preview any your learning portal



[Click here](#) to add branding such as logo (2X2 ratio) and a banner image (2400x500px)

[Click here](#) to add brand colours which your learners see when viewing their content

Support

Join the Chameleon community!

